



Slice


Slice dining table is the expression of a simple but incisive geometric operation that challenges the force of gravity and our perception of equilibrium.

The monolithic support is sliced by a neat oblique cut in two portions that, sliding on each other, trigger a sense of tension in the surrounding environment and in our perception of the space we live in.

100% Crafted in Italy

ETAMORPH

ETAMORPH LLC | info@etamorph.com | www.etamorph.com | Copyright © 2025



D

DIMENSIONS

SL48 D 48" (122 cm)

H 29" (74 cm)

SL60 D 48" (152 cm)

H 29" (74 cm)

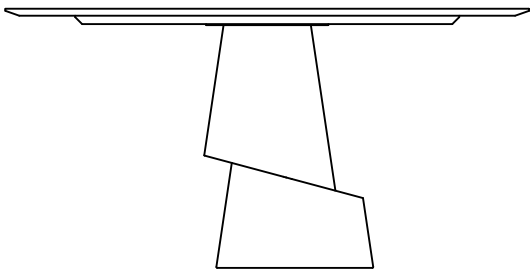
WEIGHT

440-600 lbs (200-270 kg)

MATERIALS

Natural Stone

Metal base on demand




H


MATERIALS



Classic Travertine



White Carrara



Apuan Grey



Verde Alpi

ETAMORPH

ETAMORPH LLC | info@etamorph.com | www.etamorph.com | Copyright © 2025